

3,12±0,02 %), (2,33±0,01 %),  
 (0,86±0,01 %).  
 8,37±0,49 % 3,12±0,02 %),  
 (2,33±0,01 %), (0,86±0,01 %).

V.V. Malyi, Yu.A. Fedchenkova, O.P. Khvorost  
**DETERMINATION OF SOME GROUPS OF PHENOLIC COMPOUNDS  
 IN RAW MATERIAL OF MAPLE GENUS PLANTS**

**Key words:** acer, analysis raw material, phenolic compounds

Conducted comparative analysis of some groups of phenolic compounds quantitative content in raw material of maple genus plants, such as ash-leaved maple, common maple and field maple has made possible to develop appropriate divisions of normative-technical documentation for raw material. The high content of sum of oxidizable phenols and sum of catechines is inherent in common maple bark (8,37±0,49 % and 3,12±0,02 % respectively), sum of hydroxy-cinnamic acid - ash-leaved maple leaf (2,33±0,01 %), sum of flavonoids - common maple leaf (0,86±0,01 %).

**: 615.07:58.08:582.71**

**(FILIPENDULA ULMARIA (L.) MAXIM.)**

(Filipendula

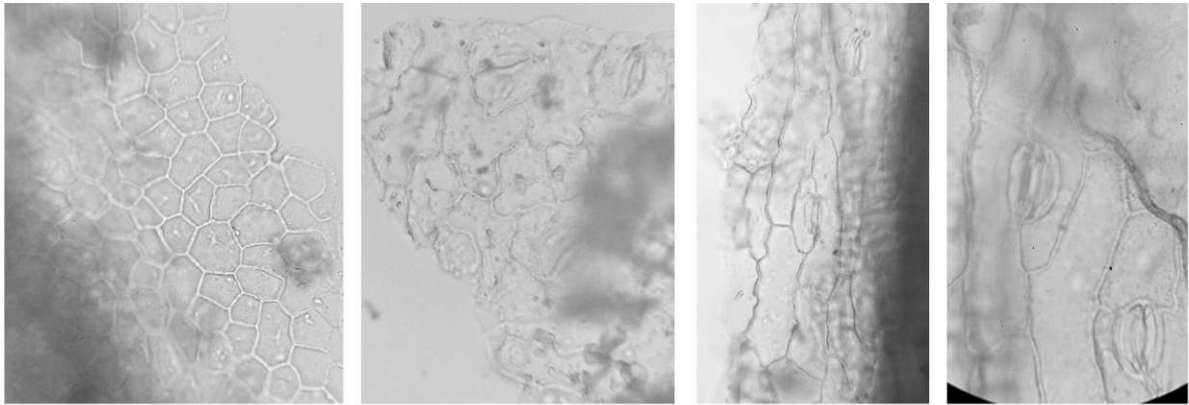
ulmaria (L.) Maxim.).

[1, 4]. (

[1, 3, 5, 8-10].

« » ("Herbapol"

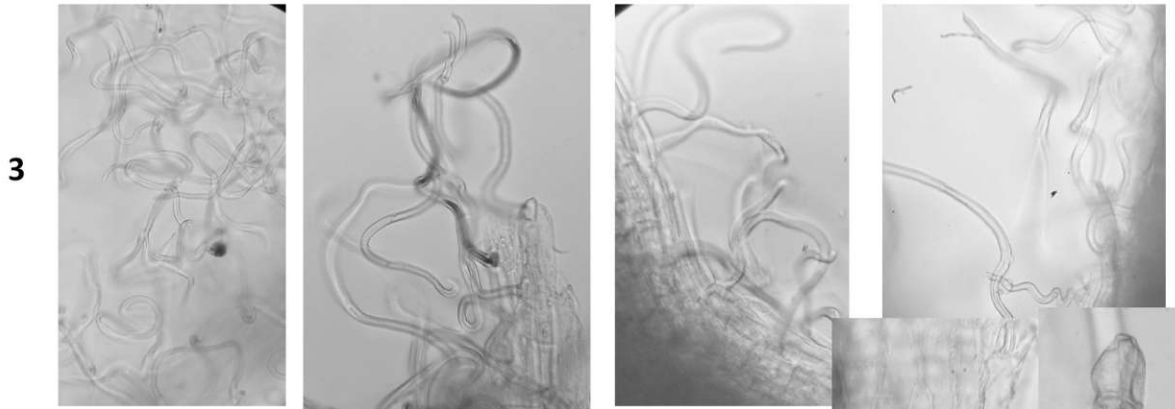
[2].



1 1a

1b

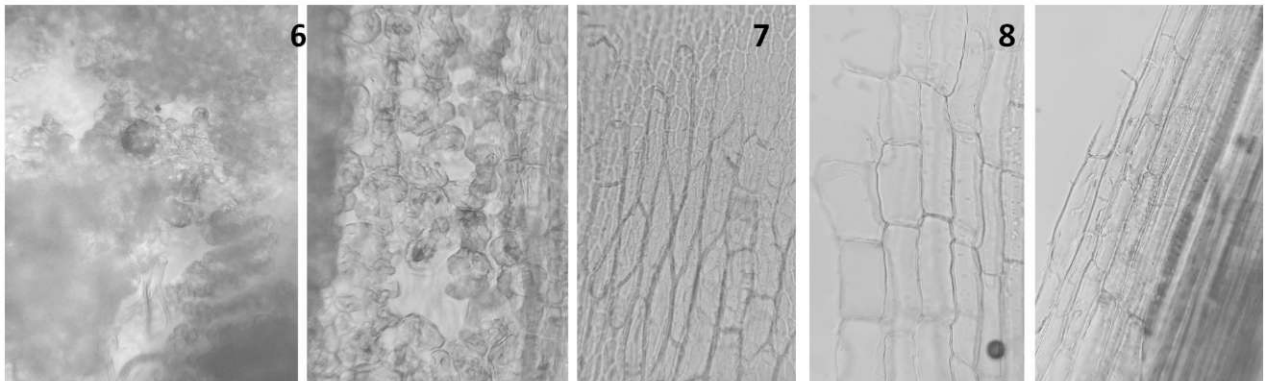
2



3

4

5



6

7

8



1. *Filipendula ulmaria* Maxim. *Filipendula hexapetala* Gilib. // - 1980. - M 1. - 50-52.

2. M 426 27.08.2004. « ».

3. // - 2003. - 37, M 9. - 55-56.

4. 15.00.02 / ... ; [ ... ] "]. - , 2004. - 424 .

5. Hydrangeaceae - Haloridaceae / H , 1987. - 326 .

6. Chermenskaya T.D., Burov V.N. Behavioural responses of western flower thrips, *Franclinella occidentalis* (Pergande), to volatiles from three aromatic plants // *Inset Sci. its Appl.* - 2001, Vol. 21 - M 1. - P. 61-72.

7. *European Pharmacopeia.* - 5.5<sup>th</sup> ed. - Strasbourg, Council of Europe, 2007.

8. Lamaison I.L., Peninjean-Freytet C. Content of principle flavonoids from the aerial parts of *F. ulmaria* (L.) Maxim. subsp. *ulmaria* and subsp. *denudata* (J. and C. Presl) Hayek // *Pharm. Acta Helv.* - 1992. - Vol. 67, M8. - P. 218-222.

9. Scheer T., Wichtl M. Zum Vorkommen von Kampferol-40-O-b-Dglucopyranoside in *Filipendula ulmaria* und *Allium cepa* // *Planta Medica.* - 1987. - Vol. 53. - P. 573-574.

10. Smolarz H.D., Sokolowska-Wosniak A. Chromatographic analysis of phenolic acids in *F. ulmaria* (L.) Maxim. and *F. hexapetala* Gilib // *Chem. and Environmental Research.* - 2003, Vol. 12. - M1. - P. 77-82.

23.07.2010

: 615.07:58.08:582.71

(FILIPENDULA ULMARIA (L.) MAXIM.)

(FILIPENDULA ULMARIA (L.) MAXIM.)

A.Yu. Vladymyrov, L.M. Seraya, S.V. Garnaya

**STANDARDIZATION OF MEADOWSWEET'S HERB (FILIPENDULA ULMARIA (L.) MAXIM.)  
ON MICROSCOPIC SIGNS**

**Key word:** standardization, microscopic study, anatomic structure

The study of microscopic signs of Meadowsweet's herb was conducted. The raw material ground up in powder for researches was used. The basic diagnostic signs of raw material are set. Results these investigations in the monograph of State Pharmacopoeia of Ukraine «*Filipendula ulmaria herba*» were included.

I L