

V. Yu. Miroshnikov, Cand. Sc.
(Engineering)

Kharkiv National University of
Construction and Architecture,
Kharkiv, Ukraine

e-mail: mivi30166@gmail.com

UDC 539.3

FIRST BASIC ELASTICITY THEORY PROBLEM IN A HALF-SPACE WITH SEVERAL PARALLEL ROUND CYLINDRICAL CAVITIES

A three-dimensional problem of the theory of elasticity is calculated, when a voltage is specified in an elastic half-space on the boundaries of parallel cylindrical cavities and on the boundary of a half-space. The solution is obtained by the generalized Fourier method relative to a system of the Lamé equations in the cylindrical coordinates associated with the cylinders and the Cartesian coordinates related to the half-space. An infinite system of linear algebraic equations, to which the problem is reduced, is solved by the truncation method. As a result, displacements and stresses in an elastic body are found. Numerical results are presented for the case of a half-space and two cylinders.

Keywords: cylindrical cavities in a half-space, Lamé equations, generalised Fourier method.

Introduction

When designing different kinds of structures in rock and geotechnical mechanics, one has to know the stress-strain state of a half-space with cavities if loads are specified on the boundaries of the cavities and the half-space. Such information can be obtained by solving the relevant elasticity theory problem. Presently there are no ready-made solutions to such problems for a spatial variant, and hence, the problem of solving them is actual.

Review of publications

Spatial (3-dimensional) elasticity theory problems for bodies bounded by canonical surfaces (second-order surfaces: cylinder, cone, sphere, ellipsoid, paraboloid, and others) were investigated in [1–4]. The exact solutions in those studies were obtained exclusively by using both the method of separation of variables and the Fourier method. Problems for elastic bodies with several boundary surfaces cannot be solved within a classical framework. Such problems required that the generalised Fourier method [5–8] be used. That was why the approach to solving the problem indicated in the title of this paper was developed on that very method.

This article is a continuation of the author's work: the first basic problem for space with round cylindrical cavities, based on the generalised Fourier method, was considered in [9]. A mixed problem for space with cylindrical cavities, when displacements are specified on the boundaries of some parallel cylindrical cavities; stresses on others; tangential forces and displacements on third ones, is considered in [10]. In this work, unlike the author's previous ones, a half-space is considered. In studies [11–15] the generalised Fourier method was also used for transversely-isotropic bodies bounded by coordinate surfaces in cylindrical and parabolic coordinates with a force applied to a half-space boundary. Paper [16] considered the first basic problem in the theory of elasticity for a half-space with one cylindrical cavity and the following conditions on the half-space boundary $\sigma_y = f(x) \cdot \cos(\lambda z)$, $\tau_{yx} = \tau_{yz} = 0$.

Objective of the paper-

The objective of this paper is to analyze the stress-strain state of a half-space with several cylindrical cavities parallel both to each other and the half-space boundary, as well as their mutual influence. To achieve this objective, the generalised Fourier method is used. The problem is being considered for the first time.

Problem statement

An elastic homogeneous half-space has N number of round cylindrical parallel cavities non-intersecting each other and the half-space boundary. The cavities will be considered in the cylindrical system of coordinates (ρ_p, φ_p, z) , where p is cylinder number) and the half-space – in the Cartesian reference system (x, y, z) , which is oriented identically and linked to the system of coordinates of the cylinder with number $p=1$. The half-space boundary is located at distance $y=h$, with the equalities for the half-space boundary $S_h: y=h$, and those for the surfaces of cylinders: $S_p: \rho_p = R_p$. Stresses are specified both on the half-space boundary and on the boundaries of the cavities which are assumed to decay rapidly to zero far from the origin of coordinates. One has to find a solu-

tion to the Lamé equation $\Delta \bar{u} + (1 - 2\sigma)^{-1} \nabla \operatorname{div} \bar{u} = 0$ provided that the stresses $\bar{f}_p(\varphi_p, z)$ are specified on the boundaries of cylindrical cavities, $p = 1, 2, \dots, N$; (ρ_p, φ_p, z) ρ is a system of local cylindrical coordinates, and the stresses $\bar{f}_d(x, z)$ are specified on the half-space boundary. The vectors $\bar{f}_p(\varphi_p, z)$ and $\bar{f}_d(x, z)$ are assumed to decay rapidly to zero along coordinate z far from the origin of coordinates.

Method of solution

In the given systems of coordinates, we take the basic solutions to the Lamé equation:

$$\bar{u}_k^\pm(M_d; \lambda, \mu) = N_k^{(d)} u^\pm(M_d; \lambda, \mu), \quad (k = 1, 2, 3), \tag{1}$$

$$\bar{R}_{k,m}(M_p; \lambda) = N_k^{(p)} I_m(\lambda \rho) e^{i(\lambda z + m\varphi)}, \quad \bar{S}_{k,m}(M_p; \lambda) = N_k^{(p)} [s_m(\rho_p; \lambda) \cdot e^{i(\lambda z + m\varphi)}], \quad k = 1, 2, 3, \tag{2}$$

$$N_1^{(d)} = \frac{1}{\lambda} \nabla, \quad N_2^{(d)} = \frac{4}{\lambda} (\sigma - 1) \bar{e}_2^{(1)} + \frac{1}{\lambda} \nabla(y \cdot), \quad N_3^{(d)} = \frac{i}{\lambda} \operatorname{rot}(\bar{e}_3^{(1)}), \quad u^\pm(M_d; \lambda, \mu) = e^{i(\lambda z + \mu x) \pm \gamma y},$$

$$N_1^{(p)} = \frac{1}{\lambda} \nabla, \quad N_2^{(p)} = \frac{1}{\lambda} \left[\nabla \left(\rho \frac{\partial}{\partial \rho} \right) + 4(\sigma - 1) \left(\nabla - \bar{e}_3^{(2)} \frac{\partial}{\partial z} \right) \right], \quad N_3^{(p)} = \frac{i}{\lambda} \operatorname{rot}(\bar{e}_3^{(2)}),$$

$$s_m(\rho_p; \lambda) = (\operatorname{sign} \lambda)^m K_m(|\lambda| \rho_p), \quad \gamma = \sqrt{\lambda^2 + \mu^2}, \quad -\infty < \lambda, \mu < \infty,$$

where $M_d = (x, y, z)$ is a point in space in the Cartesian reference system linked to a half-space; $M_p = (\rho_p, \varphi_p, z)$ is a point in space in the cylindrical system of coordinates linked to the p -th cylinder; $\bar{e}_j^{(k)}$, ($j = 1, 2, 3$) are the unit coordinate vectors of the Cartesian ($k=1$) and cylindrical ($k=2$) systems of coordinates; σ is the Poisson ratio; $I_m(\lambda \rho)$, $K_m(|\lambda| \rho)$ are the modified Bessel functions; $\bar{R}_{k,m}$, $\bar{S}_{k,m}$, ($k = 1, 2, 3$) are respectively the internal and external solutions to the Lamé equation for a cylinder; $\bar{u}_k^{(-)}$, $\bar{u}_k^{(+)}$ are solutions to the Lamé equation for a half-space.

The solution is presented as follows:

$$\bar{U} = \sum_{k=1}^3 \int_{-\infty}^{\infty} \int_{-\infty}^{\infty} H_k(\lambda, \mu) \cdot \bar{u}_k^{(+)}(M_d; \lambda, \mu) d\mu d\lambda + \sum_{p=1}^N \sum_{k=1}^3 \int_{-\infty}^{\infty} \int_{-\infty}^{\infty} B_{k,m}^{(p)}(\lambda) \cdot \bar{S}_{k,m}(M_p; \lambda) d\lambda, \tag{3}$$

where $\bar{S}_{k,m}(M_p; \lambda)$ and $\bar{u}_k^{(+)}(M_d; \lambda, \mu)$ are the basic solutions specified by the formulas (1) and (2), and the unknown functions $H_k(\lambda, \mu)$ and $B_{k,m}^{(p)}(\lambda)$ are to be found from the edge conditions.

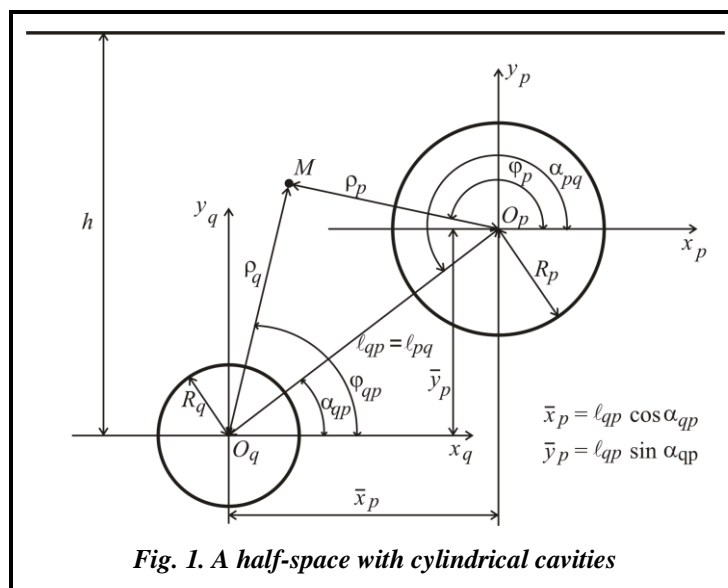


Fig. 1. A half-space with cylindrical cavities

The following formulas are used for transition between the coordinate systems (Fig. 1):

– for transition from the coordinates of cylinder with number p to the half-space coordinates

$$\begin{aligned}\bar{S}_{k,m}(M_p;\lambda) &= \frac{(-i \cdot \text{sign}(\lambda))^m}{2} \int_{-\infty}^{\infty} \omega^m \cdot \bar{u}_k^{(-)} \cdot e^{-i\mu\bar{x}_p + \gamma\bar{y}_p} \frac{d\mu}{\gamma}, \quad k=1, 3, \\ \bar{S}_{2,m}(M_p;\lambda) &= \frac{(-i \cdot \text{sign}(\lambda))^m}{2} \int_{-\infty}^{\infty} \omega^m \cdot \left(\left(m \cdot \mu - \frac{\lambda^2}{\gamma} + \lambda^2 y_p \right) \bar{u}_1^{(-)} - \lambda^2 \bar{u}_2^{(-)} + 4\mu(1-\sigma)\bar{u}_3^{(-)} \right) \frac{e^{-i\mu\bar{x}_p + \gamma\bar{y}_p} d\mu}{\gamma^2},\end{aligned}\tag{4}$$

where $\gamma = \sqrt{\lambda^2 + \mu^2}$, $\omega(\lambda, \mu) = \frac{\mu - \gamma}{\lambda}$, $y > 0$, $m = -\infty \dots \infty$;

– for transition from the half-space coordinates to the coordinates of cylinder with number p

$$\begin{aligned}\bar{u}_k^{(+)} &= \sum_{m=-\infty}^{\infty} (i \cdot \omega)^m \bar{R}_{k,m} \cdot e^{i\mu\bar{x}_p + \gamma\bar{y}_p}, \quad (k=1, 3), \\ \bar{u}_2^{(+)} &= e^{i\mu\bar{x}_p + \gamma\bar{y}_p} \sum_{m=-\infty}^{\infty} \left[(i \cdot \omega)^m \cdot \lambda^{-2} \left(m \cdot \mu \cdot \bar{R}_{1,m} + \gamma \cdot \bar{R}_{2,m} + 4\mu(1-\sigma)\bar{R}_{3,m} \right) + \bar{y}_p \cdot (i \cdot \omega)^m \bar{R}_{1,m} \right],\end{aligned}\tag{5}$$

where $\bar{R}_{k,m} = \tilde{b}_{k,m}(\rho_p, \lambda) \cdot e^{i(n\varphi_p + \lambda z)}$; \bar{x}_p, \bar{y}_p are the coordinates of the cylinder p relative to the first cylinder.

$$\begin{aligned}\tilde{b}_{1,n}(\rho_p, \lambda) &= \bar{e}_p \cdot I'_n(\lambda\rho_p) + i \cdot I_n(\lambda\rho_p) \cdot \left(\bar{e}_\varphi \frac{n}{\lambda\rho_p} + \bar{e}_z \right), \\ \tilde{b}_{2,n}(\rho_p, \lambda) &= \bar{e}_p \cdot \left[(4\sigma - 3) \cdot I'_n(\lambda\rho_p) + \lambda\rho_p I''_n(\lambda\rho_p) \right] + \bar{e}_\varphi i \cdot m \left(I'_n(\lambda\rho_p) + \frac{4(\sigma - 1)}{\lambda\rho_p} I_n(\lambda\rho_p) \right) + \bar{e}_z i \lambda\rho_p I'_n(\lambda\rho_p), \\ \tilde{b}_{3,n}(\rho_p, \lambda) &= - \left[\bar{e}_p \cdot I_n(\lambda\rho_p) \frac{n}{\lambda\rho_p} + \bar{e}_\varphi \cdot i \cdot I'_n(\lambda\rho_p) \right];\end{aligned}$$

– for transition from the coordinates of cylinder with number p to the coordinates of the cylinder q

$$\begin{aligned}\bar{S}_{k,m}(M_p;\lambda) &= \sum_{n=-\infty}^{\infty} \bar{b}_{k,pq}^{mn}(\rho_q) \cdot e^{i(n\varphi_q + \lambda z)}, \quad k=1, 2, 3; \\ \bar{b}_{1,pq}^{mn}(\rho_q) &= (-1)^n \tilde{K}_{m-n}(\lambda\ell_{pq}) \cdot e^{i(m-n)\alpha_{pq}} \cdot \tilde{b}_{1,n}(\rho_q, \lambda), \\ \bar{b}_{3,pq}^{mn}(\rho_q) &= (-1)^n \tilde{K}_{m-n}(\lambda\ell_{pq}) \cdot e^{i(m-n)\alpha_{pq}} \cdot \tilde{b}_{3,n}(\rho_q, \lambda), \\ \bar{b}_{2,pq}^{mn}(\rho_q) &= (-1)^n \left\{ \tilde{K}_{m-n}(\lambda\ell_{pq}) \cdot \tilde{b}_{2,n}(\rho_q, \lambda) - \frac{\lambda}{2} \ell_{pq} \cdot \left[\tilde{K}_{m-n+1}(\lambda\ell_{pq}) + \tilde{K}_{m-n-1}(\lambda\ell_{pq}) \right] \cdot \tilde{b}_{1,n}(\rho_q, \lambda) \right\} \cdot e^{i(m-n)\alpha_{pq}}.\end{aligned}\tag{6}$$

where α_{pq} is an angle between the coordinate axes and the segment ℓ_{pq} , $\tilde{K}_m(x) = (\text{sign}(x))^m \cdot K_m(|x|)$.

Having satisfied the edge conditions on the boundary S_q of the cylinder q in the solution (3), we rewrite $\bar{u}_k^{(+)}(M_d)$ in the system of coordinates of the cylinder $p=q$ using the formulas (5). For each cylinder $p \neq q$, we rewrite $\bar{S}_{k,m}(M_p;\lambda)$ using the formulas (6). Taking into account the basic solutions (2) for the cylinder $p=q$, for this equation we apply the stress operator

$$F\bar{U} = 2 \cdot G \cdot \left[\frac{\sigma}{1 - 2 \cdot \sigma} \bar{n} \cdot \text{div} \bar{U} + \frac{\partial}{\partial n} \bar{U} + \frac{1}{2} (\bar{n} \times \text{rot} \bar{U}) \right],\tag{7}$$

where \bar{n} is unit normal vector to surface S_q ; G is shear modulus; σ is the Poisson ratio. This yields the equation for $H_s(\lambda, \mu)$ and $B_{s,m}^{(p)}(\lambda)$ on the cylinder q , which we designate as

$$F\vec{U}|_{\rho_q=R_q} = \vec{f}_q(\varphi_q, z). \quad (8)$$

Satisfying the edge conditions on the boundary of the half-space S_d in the solution (3), we use the formulas (4) to rewrite $\vec{S}_{k,m}(M_p; \lambda)$ for each cylinder in the half-space system of coordinates. Taking into account the basic solution for a half-space (1), we apply to this equation the stress operator (7) to obtain equations for $H_s(\lambda, \mu)$ and $B_{s,m}^{(p)}(\lambda)$ in the half-space, which we denote as

$$F\vec{U}|_{y=h} = \vec{f}_d(x, z). \quad (9)$$

We free (9) from integrals and series, and find the expression for $H_s(\lambda, \mu)$. Having freed (8) from integrals and series, we substitute it into the expression for $H_s(\lambda, \mu)$. This yields a vector equation. If now we project this vector equation onto the axis of coordinates, this will yield a set of $3 \cdot N$ infinite systems of algebraic equations for $B_{s,m}^{(p)}(\lambda)$. For the systems obtained, one can prove their unique solvability. Moreover, one can solve these systems, using the truncation method, and converge approximate solutions to an exact one [16]. The unknowns $B_{s,m}^{(p)}(\lambda)$ found from the systems of equations are substituted into (9) to yield the unknowns $H_s(\lambda, \mu)$.

Numerical results for two cylinders

We have two parallel cylindrical cavities in a half-space (Fig. 1). The space is an isotropic material, the Poisson ratio $\sigma=0.35$, the elasticity modulus $E = 2 \text{ kN/cm}^2$. The half-space boundary is located $\ell_{qp} = R_p + h$ from the cylinder q . On the cylinder boundaries, the stresses $\sigma_\rho^{(p)} = \sigma_\rho^{(q)} = 0$; $\tau_{\rho\phi}^{(p)} = \tau_{\rho\phi}^{(q)} = 0$; $\tau_{\rho z}^{(p)} = \tau_{\rho z}^{(q)} = 0$ are specified, on the half-space boundary $\sigma_y^{(d)} = -\left(10^{-4} \cdot (z^2 + 10^2)^2\right) \cdot \left(10^{-4} \cdot (x^2 + 10^2)^2\right)$; $\tau_{yx}^{(d)} = \tau_{yz}^{(d)} = 0$.

The obtained infinite system of equations was reduced to a finite one for the parameter m – system order (the parameter m is investigated in [14]), the integration limits for the given function having been taken from -1 to 1. The integrals were calculated using the Philo and Simpson quadrature formulas. The accuracy achieved to satisfy the boundary conditions due to these parameters was brought to 10^{-4} .

To analyze the mutual influence of the half-space and cylindrical cavities, 6 variants of geometric parameters were calculated.

Variant 1. Cavity radius $R_p=50$ cm, cavity radius $R_q=10$ cm, $\alpha_{qp}=3\pi/2$, $h=40$ cm. Fig. 2 shows normal stresses in the bridges: in fig. 2, a – between the cylinder q and the half-space boundary, and in fig. 2, b – between the cylinders. Fig. 2, a depicts the graph of normal stresses in the bridge between the cylinder q and the half-space boundary, whence it can be seen that in moving away from the half-space to the cylinder, the stresses σ_ρ and σ_ϕ decrease gradually, and in the end σ_ϕ and σ_z become tensile ones. Fig. 2, b shows that, from the cylinder q to the cylinder p , the stresses σ_ϕ and σ_z first decrease and then, as a result of the space being weakened by the cavity p , they increase and on the boundary of the cylinder p become even greater than on that of the cylinder q , the stress σ_ρ in this interval, due to redistribution of stresses, demonstrating a slight increase.

Variant 2. Cavity radius $R_p=30$ cm, cavity radius $R_q=10$ cm, $\alpha_{qp}=0$, $h=40$ cm. Normal stresses in the bridges are shown in fig. 3. In this case, the cylindrical cavity p is located on the horizontal axis together with the cylinder q and, as compared to the first variant, has no effect on the stress in the bridge between the cylinder q and the half-space boundary (Fig. 3, a). The stresses between the cylinders (Fig. 3, b) decay as they approach the cylinder p .

Variant 3. Cavity radius $R_p=10$ cm, cavity radius $R_q=10$ cm, $\alpha_{qp}=3\pi/2$, $h=40$ cm. Normal stresses in the bridge are shown in fig. 4.

As compared to variant 1, the radius of the cylinder p is reduced, which affected the stresses in the bridge between the cylinders (Fig. 3, b): on the cylinder q both σ_ϕ and σ_z increased; on the cylinder p they decreased, and σ_ρ increased, becoming more pronounced.

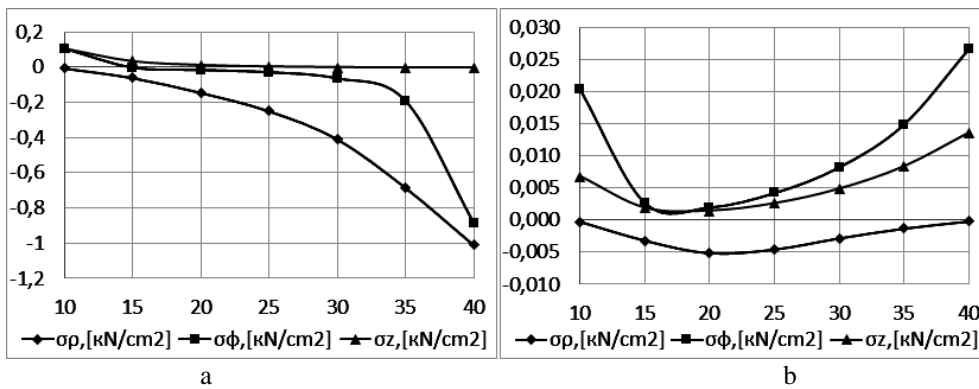


Fig. 2. Normal stresses for the cylinder q in the bridges in plane $z=0$:
 a – between the cylinder q and the half-space boundary; b – between the cylinders

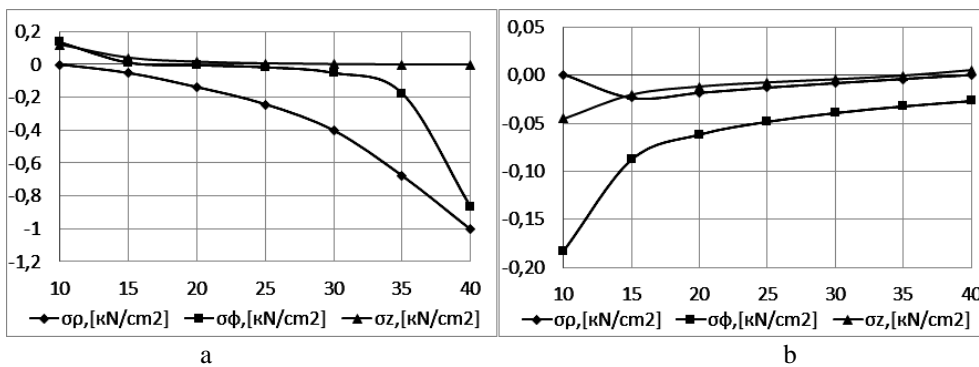


Fig. 3. Normal stresses for the cylinder q in the bridges in plane $z=0$:
 a – between the cylinder q and the half-space boundary; b – between the cylinders

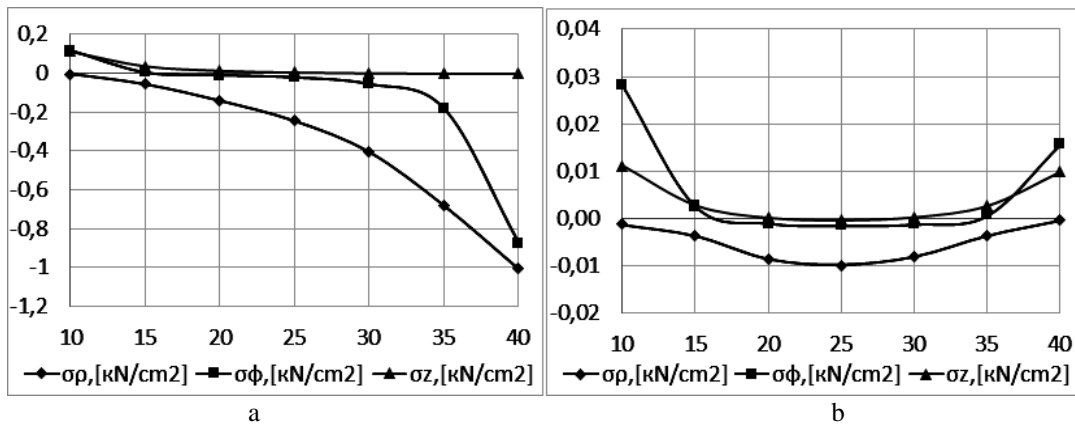


Fig. 4. Normal stresses for the cylinder q in the bridges in plane $z=0$:
 a – between the cylinder q and the half-space boundary; b – between the cylinders

Variant 4. Cavity radius $R_p=10$ m, cavity radius $R_q=10$ m, $\alpha_{qp}=3\pi/2$, $h=20$ m. Normal stresses in the bridges are shown in fig. 5.

As compared to variant 3, both the distance between the cylinder q and the half-space as well as that between the cylinders decreased, which had a substantial effect on the stresses between the cylinder q and the half-space boundary (Fig. 5, a): on the cylinder q the stresses σ_ϕ and σ_z increased, and in the half-space the stresses

σ_φ increased. In the bridge between the cylinders σ_p decreased, σ_z decreased on the cylinder q and increased on the cylinder p , σ_φ increased slightly.

Variant 5. Cavity radius $R_p=200$ cm, cavity radius $R_q=10$ cm, $\alpha_{qp}=3\pi/2$, $h=40$ cm. Normal stresses in the bridges are shown in fig. 6.

As compared to variants 1 and 3, the radius of the cylinder p increased, imitating the half-space. These changes have little effect in the bridge between the cylinder q and the half-space boundary (Fig. 6, a).

In the bridge between the cylinders (Fig. 6, b), as the radius R_p increases the stresses σ_p decrease, on the cylinder q , the stresses σ_φ and σ_z decrease, however they increase on the cylinder p .

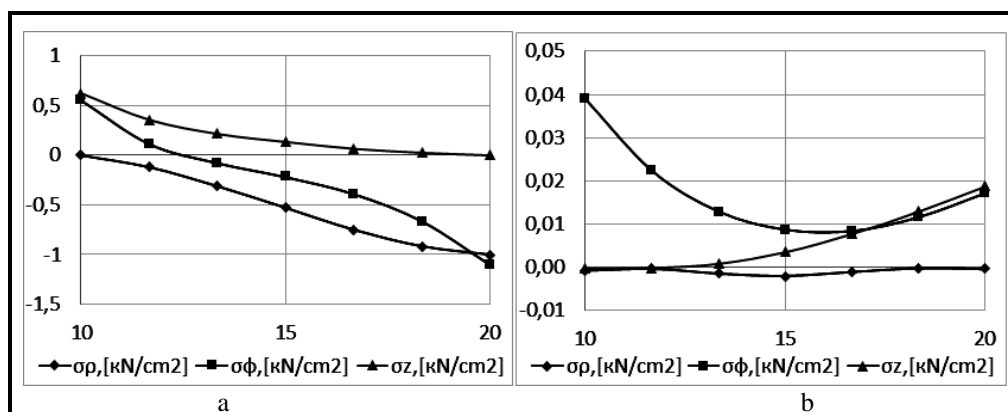


Fig. 5. Normal stresses for the cylinder q in the bridges in plane $z=0$:
a – between the cylinder q and the half-space boundary; b – between the cylinders

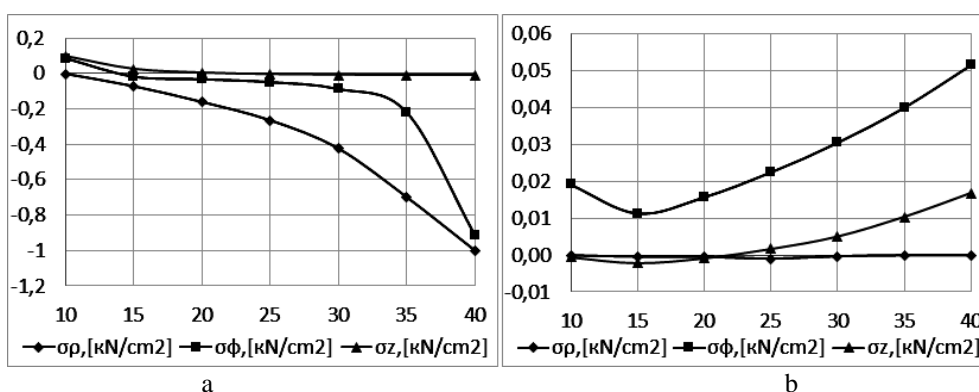


Fig. 6. Normal stresses for the cylinder q in the bridges in plane $z=0$:
a – between the cylinder q and the half-space boundary; b – between the cylinders

Conclusion

With the help of the generalised Fourier method the spatial problem in the theory of elasticity when stresses are specified on the half-space boundary and on the boundaries of several parallel round cylindrical cavities is solved. The problem is reduced to an infinite set of systems of linear algebraic equations.

The numerical analysis of the algebraic system for two cylinders and a half-space allows asserting that its solution can be found with any degree of accuracy using the reduction method. This is confirmed by the high accuracy of satisfying the boundary conditions.

The graphs show the pattern of stresses in the body in the most interesting zones. They also give a representation of the mutual influence of cylindrical cavities on each other in the half-space, and the mutual influence of the half-space and cylindrical cavities.

Within the topic of the study there is a possibility of a further consideration of problems with mixed boundary conditions, when stresses are specified on some boundaries and displacements are specified on the others.

References

1. Podil'chuk Yu.N. Prostranstvennye zadachi teorii uprugosti [Spatial Problems in the Theory of Elasticity]. Kyiv: Nauk. Dumka Publishers, 1979. 240 p. (in Russian).
2. Grinchenko V. T. and Ulitko A. F. Prostranstvennye zadachi teorii uprugosti i plastichnosti. Ravnovesie uprugikh tel kanonicheskoy formy [Spatial Problems in the Theory of Elasticity and Plasticity. Equilibrium of Elastic Bodies of Canonical Form]. Kyiv: Nauk. Dumka Publishers, 1985. 280 p. (in Russian).
3. Ulitko A. F. Metod sobstvennykh vektornykh funktsiy v prostranstvennykh zadachakh teorii uprugosti [Method of Vector Eigen Functions in Spatial Problems in the Theory of Elasticity]. Kyiv: Nauk. Dumka Publishers, 1979. 265 p. (in Russian).
4. Ufliand Ya.S. Integralnye preobrazovaniya v zadachakh teorii uprugosti [Integral Transforms in the Problems in the Theory of Elasticity]. Leningrad: Nauka Publishers, 1967. 402 p. (in Russian).
5. Huz' A. N., Chernyshenko I. S. and Shnerenko K. I. Sfericheskie dnishcha, oslablennye otverstiyami [Spherical Bottoms Weakened by Holes]. Kyiv: Nauk. Dumka Publishers, 1970. 323 p. (in Russian).
6. Huz' A. N. and Golovchan V. T. Difraktsiya uprugikh voln v mnogosvyaznykh telakh [Diffraction of Elastic Waves in Multiply-Connected Bodies]. Kyiv: Nauk. Dumka Publishers, 1972. 254 p. (in Russian).
7. Nikolayev O. G. Uzahalnenyi metod Furie v prostoroovykh zadachakh teorii pruzhnosti dlia kanonichnykh bahatozviazkovykh til [The Generalised Fourier Method for Spatial Problems in the Theory of Elasticity for Canonical Multiply-Connected Bodies] (Author's Abstract. Diss. Doc. Phys.-Math. Sci.), Dnipropetrovsk. Ukraine, 1997. 36 p. (in Ukrainian).
8. Nikolayev A. G. and Protsenko V. S. Obobshchennyi metod Fourier v prostranstvennykh zadachakh teorii uprugosti [The Generalised Fourier Method for Spatial Problems in the Theory of Elasticity]. Kharkiv. N.Ye. Zhukovskii National Aerospace University 'KhAI', 2011. 344 p. (in Russian).
9. Miroshnikov V.Yu. Persha osnovna zadacha teorii pruzhnosti v prostori z N paralelnymi kruhovymi tsylindrychnymi porozhnyamy. Problemy Mashynostroyeniya [The First Basic Problem in the Theory of Elasticity in Space with N Parallel Round Cylindrical Cavities. Mechanical Engineering Problems]. 2017. Vol. 20, No. 4. P. 45–52 (in Ukrainian).
10. Miroshnikov V. Yu. On Computation of the Stress-Strain State of a Space Weakened by a System of Parallel Circular Cylindrical Cavities with Different Edge Conditions. Science and Practice: A New Level of Integration in the Modern World. 4th Intern. Conf. Proc. Scope Academic House. Sheffield. 2017. P. 77–83. UK.
11. Shcherbakova Yu. A., Shekhvatova Ye. M. Sravnitelnyy analiz NDS mnogosvyaznykh transversalno-izotropnykh tel s razlichnymi uprugimi kharakteristikami [Comparative Analysis of the Stress-Strain State of Multiply-Connected Transverse-Isotropic Bodies with Different Elastic Characteristics]. Visnyk Zaporizhskoho Natsional'noho Universytetu [Bull. of Zaporizhia National University]. Zaporizhia. 2015. Issue 2. P. 253–261 (in Russian).
12. Nikolayev A. G., Shcherbakova Yu. A. Apparat i prilozheniya obobshchennogo metoda Fure dlya transversalno-izotropnykh tel, ogranichennykh ploskostyu i paraboloidom vrashcheniy. Mat. metodi ta fiz.-mekh. polya. [Apparatus and Applications of the Generalised Fourier Method for Transverse-Isotropic Bodies Bounded by a Plane and a Paraboloid of Revolution. [Math. Methods and Phys.-Mech. of a Field]. 2009. Vol. 52, No. 3. P. 160–169 (in Russian).
13. Nikolayev A. G., Shcherbakova Yu. A. Obosnovanie metoda Fure v osesimmet-richnykh zadachakh teorii uprugosti dlya transversalno-izotropnykh tel, ogranichennykh poverkhnostyu paraboloida. Otkrytye informatsionnye i kompyuternye integri-rovannye tekhnologii [Substantiation of the Fourier Method in Asymmetrical Problems in the Theory of Elasticity for Transverse-Isotropic Bodies Bounded by a Paraboloid Surface. Open Informational and Computer-Aided Integrated Technologies]: Proc. Kharkiv. N.Ye. Zhukovskii National Aerospace University 'KhAI'. 2010. Issue 48. P. 180–190 (in Russian).
14. Nikolayev A. G., Shcherbakova A. Yu. and Yukhno A. I. Deystvie sosredotochennoy sily na transversalno-izotropnoe poluprostranstvo s paraboloidalnym vklucheniem. Voprosy proektirovaniya i proizvodstva konstruktivnykh letatelnykh apparatov [Action of a Lumped Force on a Transverse-Isotropic Half-Space with a Paraboloid Containment. Design and Production of Aircraft Constructions]. Proc. N.Ye. Zhukovskii National Aerospace University 'KhAI'. Kharkiv. NAKU. 2006. Issue 2 (45). P. 47–51 (in Russian).
15. Nikolayev A. G., Orlov Ye. M. Reshenie pervoy osesimmetrichnoy termouprugoy kraevoy zadachi dlya transversalno-izotropnogo poluprostranstva so sferoidalnoy polostyu. Problemi obchislyvalnoy mekhaniki i mitsnosti konstruktivnykh [Solution of the first Axisymmetric Thermal Elasticity Boundary Value Problem for a Transverse-Isotropic Half-Space with a Spheroidal Cavity. Computational Mechanics and Strength of Constructions]. Dnipro. O. Honchara Dnipropetrovsk National University. 2012. Issue 20, P. 253–259 (in Russian).
16. Protsenko V. S., Ukrainets N. A. Primenenie obobshchennogo metoda Fourier k resheniyu pervoy osnovnoy zadachi teorii uprugosti v poluprostranstve s tsilindricheskoy polostyu. Visnyk Zaporizhskoho Natsional'noho Universytetu [Application of the Generalised Fourier Method to Solving the First Basic Problem in the Theory of Elasticity in a Half-Space with a Cylindrical Cavity. Bull. of Zaporizhia National University]. 2015. Zaporizhia. Issue 2. P. 193–202 (in Russian).

Received 17 January 2018