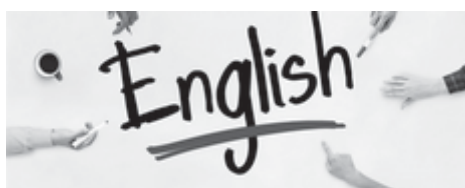


УДК 372.881.111.1

**Т. А. Карпук, О. С. Постернак,**  
учителі англійської мови Княгининівського ліцею Волинської обласної ради,  
фахівці вищої кваліфікаційної категорії, старші вчителі

## ***When in Rome Do as Romans Do***

### ***Методична розробка заняття у шкільному мовному таборі***



Заняття розроблено для організації перебування старшокласників у шкільному мовному таборі. Воно сприяє розвитку критичного мислення та формуванню соціокультурної компетентності учнів. Старшокласники знайомляться з культурою різних народів та вдосконалюють уміння усного мовлення.

**Ключові слова:** подорож, культура, гроші, відомі люди, мова жестів, музика, поезія.

**Карпук Т. А., Постернак О. С. When in Rome Do as Romans Do.**

*The session can be used to organize students' activities at school summer camp. It develops students' critical thinking and forms their socio-cultural competence. Students learn about culture of different countries and improve their speaking skills.*

**Key words:** travelling, culture, money, famous people, gestures, music, poetry.

We would like to share our experience concerning school summer camps. These camps are organized in our lyceum every year. We believe that summer camp provides a very good opportunity to improve students' speaking skills, which are very important while studying foreign languages. Last year we worked with 10-th formers, whose language level and motivation to study foreign languages was very high. Taking into account all these facts we tried to involve our students into speaking activities at sessions during summer camp. So, we bring to your attention one of our sessions.

#### **Objectives:**

- to develop students' communicative competence;
- to develop students' critical thinking and collaboration;
- to widen students' knowledge about culture and traditions of foreign countries;
- to practice team work;
- to involve students into learning English.

**Equipment:** interactive whiteboard, colored cards, teacher box of wishes, lyric cards on colored paper, blank tickets, cards with countries, cards with capitals, song lyrics, pictures with famous people, a laptop, handouts, presentations.

#### **Procedure**

**T.:** Good morning, students. How are you today? We hope that you are in a good mood and our work will be successful. To share wishes about today's work, let's organize a classroom community. Stand in a circle, hold hands, smile to each other and tell each other your wishes for them.

*(Students do their best wishing each other all the best).*

**T.:** Dear students, your wishes are great. You can see a box in my hands. The box is full of wishes, written by us, your teachers. Choose one and read aloud. I expect today's session to be fun and engaging.

*(Students read teachers' wishes aloud).*

**T.:** Let's guess the theme of today's session in an unusual way. Split into two groups according to the color of the card, you've got on your desk. Members of each group must stand one after another, forming a line. Teachers are going to show some letters to the last students in the lines. Your task is to write these letters on your neighbour's back, and the first students standing in the lines have to write the letters on a piece of paper. The result of this activity will be the key word of the theme.

*(Students write and read the key word TRAIN).*

**T.:** Now, you know the key word. Can you suggest any ideas associated with it and today's theme?

*(Students give their ideas).*

**T.:** The theme is connected with travelling. Let's look at interactive whiteboard and read „When in Rome, do as Romans do”. Today we are going to learn about culture, traditions and customs in different countries. Such knowledge is very useful while travelling abroad.

**T.:** We are going to travel by train today. So, look at the blackboard where you can see a train with very bright wagons. Unfortunately now they are empty, but while we are travelling we will stop at different stations and you will fill these wagons with your knowledge. Now I'm giving you blank tickets, during our trip write on them some ideas that you liked most of all and will use in your future life.

## Методичні публікації

**T.:** Preparing for a trip we usually take along a lot of things. Imagine that you can take only two things. What will you take along?

*(Students suggest their ideas).*

**T.:** Our train has come to its first stop „Money”. Why is money important? Can people live without money?

*(Students suggest their ideas).*

Look at money notes used in different countries. What is similar?



(handouts)

*(Students suggest their ideas).*

**T.:** Now our second station is „Greetings”. Yesterday we watched the film about greetings in different countries. I've prepared some cards for you. Choose a card either with the name of a country or a capital. Find your partner, matching a country with its capital. In pairs, show greetings of the country which you like most of all.



*(In pairs students show how people greet each other in different countries and the rest of group tries to guess the name of the country).*

**T.:** Look at the interactive whiteboard one more time. We can see famous people. By the way, is there any difference between famous people and celebrities?

*(Students suggest their ideas).*

**T.:** Our train has come to its next station „Celebrities”. Do you agree that all celebrities are famous people but not all famous people are celebrities?

*(Students suggest their ideas).*

**T.:** Do you know any famous people and celebrities of English-speaking countries? Let's play a game „Who am I?”

*(The teacher sticks a picture of a famous person on a student's back. The task of the rest is to ask questions which require the answers „Yes” or „No”).*

**T.:** Are teenagers influenced by celebrities and famous people? How?

*(Students suggest their ideas).*

**T.:** Our next station is „Poetry”. I hope that you like poems. Your task is to write your own cinquain. Let's try to do it. Take a card and write a cinquain about your favorite foreign country.

(noun)
(two adjectives)
(3-ing words)
(a phrase)
(another word for the noun from line 1)

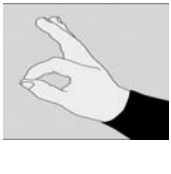




(handouts)

*(Students read their poems aloud).*

**T.:** Is it easy to write poems?

**T:** Our next station is „Gestures”. Is it important to know the meaning of the same gestures in different countries? How can knowledge about different gestures help in life? Why is it important to know the meaning of gestures?

**T.:** If you like travelling and want to visit many countries you must know the language of gestures, because the same gesture can have quite different meanings. In one country it is positive while in others it is very negative. So, I am going to show you some gestures but before you must split into two groups. One group gets a sign with the word „positive”, the other – with the word „negative”. I'll show you a gesture and name a country. If the gesture is positive for this country, raise one sign, if it's negative, raise negative sign. Is your task clear?

				
In Brasil – it is very negative. England, the USA – O. K., Germany – zero, Japan – money	Positive: for many countries – victory. Negative: Australia, Great Britain – go away	Positive: Europe, the USA, Thai, Germany – one. Negative: Greece – go away	Rock on – in European countries and the USA	Stop – in most countries. In Greece it is very negative

**T.:** Our next station is „Music”. What is music for you?

*(Students express their thoughts about music).*

**T.:** Let's listen to a song. While listening we're going to play a game „Lyrics Grab”. Your task is to grab the word that you hear in the song. The cards with words are on your desks.

*(The teacher prepares cards with words but not all words are taken from the lyrics. The words are printed on colored paper).*

Button	Hard	Lie	Cold	groom	Win	event
Awesome	Heart	Sing	High	ordinary	covered	candy
These	Called	Falling	moon	tender	Skies	within
Though	Bottom	True	Halloween	Light	night	noon

Listening to the song „I Just Called To Say I Love You” by Stevie Wonder [2].

*(Video of the song is presented on the interactive whiteboard without lyrics).*

**T.:** It's time to check. There is a trick: words printed on blue cards are not used in the song. Let's sing this song all together. *(The lyrics are presented on the interactive whiteboard).*

### Lyrics

No New Year's Day to celebrate  
No chocolate covered candy hearts to give away  
No first of spring, no song to sing  
In fact here's just another ordinary day  
No April rain  
No flowers bloom  
No wedding Saturday within the month of June  
But what it is, is something true  
Made up of these three words that I must say to you  
I just called to say I love you  
I just called to say how much I care  
I just called to say I love you  
And I mean it from the bottom of my heart  
No summer's high

No warm July  
No harvest moon to light one tender August night  
No autumn breeze  
No falling leaves  
Not even time for birds to fly to southern skies  
No Libra sun  
No Halloween  
No giving thanks to all the Christmas joy you bring  
But what it is, though old so new  
To fill your heart like no three words could ever do  
I just called to say I love you  
I just called to say how much I care, I do  
I just called to say I love you  
And I mean it from the bottom of my heart.



**T.:** We have arrived at the station which is called „Tickets”. Look at your tickets. Fill them with useful ideas and information. You can use markers that are on the desks. Share your ideas. What have you liked during our session? What information will you remember?

**T.:** Thanks for your participation. We are sure that you will travel a lot during your life and will use the knowledge which you have gotten today.

Now the session is over. Good bye.

### Література

- Буданова С. І., Борисова А. О. Ділова англійська мова. Business English. Київ, 2009.
- URL: <https://www.youtube.com/watch?v=1bGOgY1CmiU>